

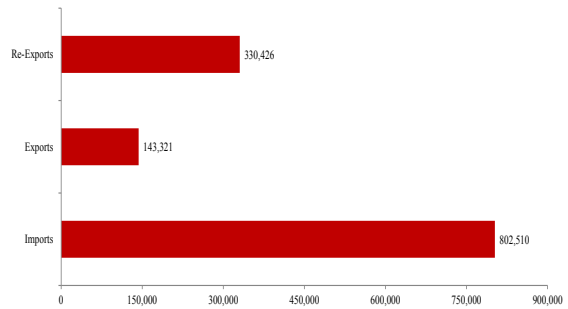
# Non-Oil Foreign Trade

2016-Emirates of Dubai

Non-Oil Foreign Trade reaches Trillion and 276 Billion AED in 2016

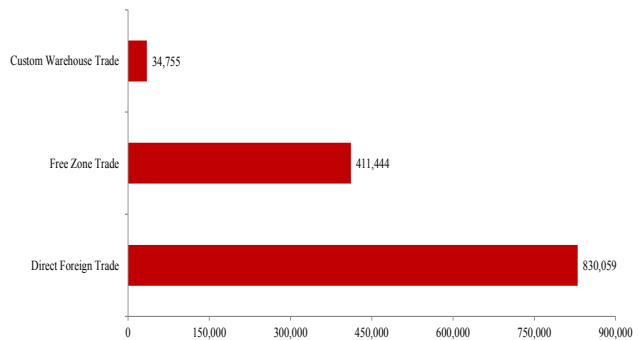
## Foreign Trade by Type

- Foreign Trade Imports amounted 802,510 Million AED in 2016, with contribution of 62.9%.
- Foreign Trade Exports amounted 143,321 Million AED in 2016, with contribution of 11.2%.
- Foreign Trade Re-Exports amounted 330,426 Million AED in 2016, with contribution of 25.9%.



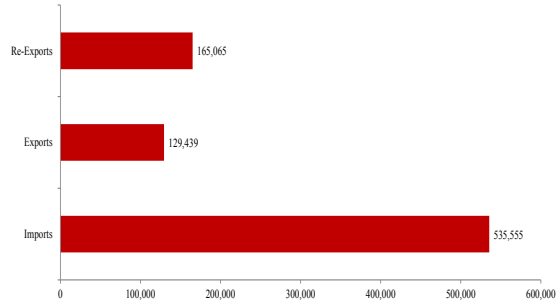
## Foreign Trade by Zone

- Direct Foreign Trade amounted 830,059 Million AED in 2016, with contribution of 65.0%.
- Free Zone Trade amounted 411,444 Million AED in 2016, with contribution of 32.2%.
- Custom Warehouse Trade amounted 34,755 Million AED in 2016, with contribution of 2.7%.



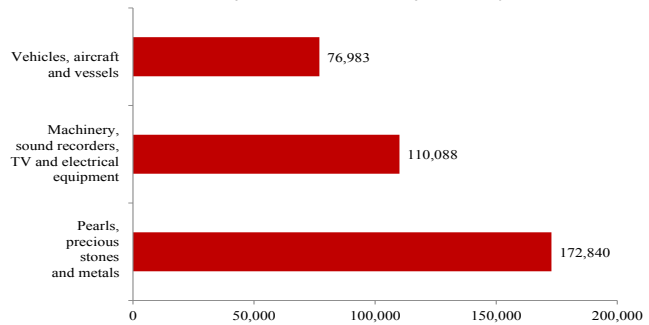
## Direct Foreign Trade

- Direct Foreign Trade Imports amounted 535,555 Million AED in 2016, with contribution of 64.5%.
- Direct Foreign Trade Exports amounted 129,439 Million AED in 2016, with contribution of 15.6%.
- Direct Foreign Trade Re-Exports amounted 165,065 Million AED in 2016, with contribution of 19.9%.



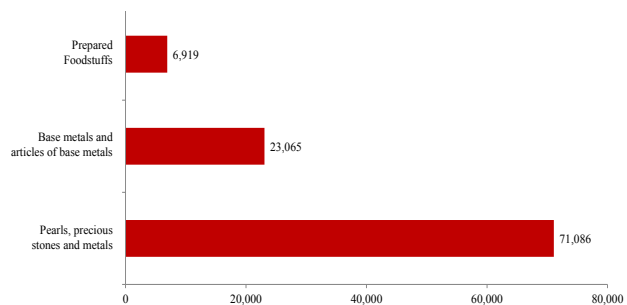
- In 2016, Pearls, precious stones and metals obtain the lead in Imports with amount of 172,840 Million AED and contribution of 32.3%, then Machinery, sound recorders, tv and electrical equipment amounted to 110,088 Million AED with contribution of 20.6%, followed by Vehicles, aircraft and vessels amounted to 76,983 Million AED with contribution of 14.4%.

The most outstanding sections in Direct Foreign Trade Imports (value in Million)



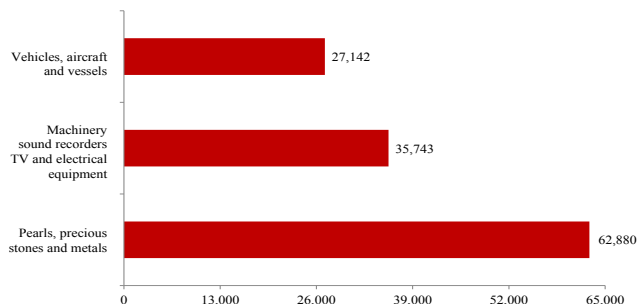
- in 2016, Pearls, precious stones and metals obtain the lead in Exports with amount of 71,086 Million AED and contribution of 54.9%, then Base metals and articles of base metals amounted to 23,065 Million AED with contribution of 17.8%, followed by Prepared foodstuffs amounted to 6,919 Million AED with contribution of 5.3%.

The most outstanding sections in Direct Foreign Trade Exports (value in Million)



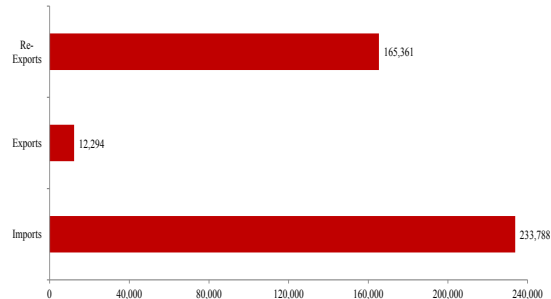
- In 2016, Pearls, precious stones and metals obtain the lead in Re-Export with amount of 62,880 Million AED and contribution of 38.1%, then Machinery, sound recorders, tv and electrical equipment amounted to 35,743 Million AED with contribution of 21.7%, followed by Vehicles, aircraft and vessels amounted to 27,142 Million AED with contribution of 16.4%.

The most outstanding sections in Direct Foreign Trade Re-Exports (value in Million)



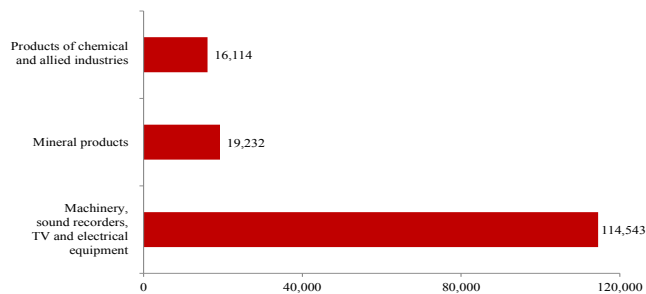
## Free Zone Trade

- Imports amounted to 233,788 Million AED and contributed 56.8% of Free Zone Trade in 2016.
- Exports amounted to 12,294 Million AED and contributed 3.0% of Free Zone Trade in 2016.
- Re-Exports amounted to 165,361 Million AED and contributed 40.2% of Free Zone Trade in 2016.



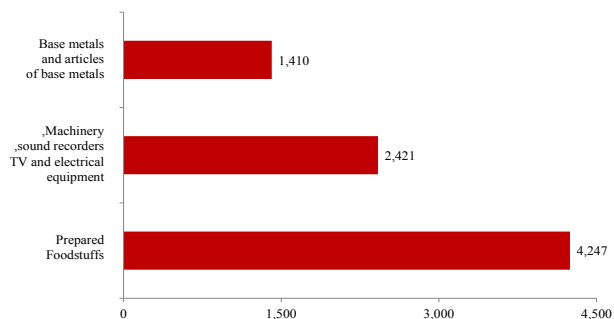
The most outstanding sections in Free Zone Trade Imports (value in Million)

- In 2016, Machinery, sound recorders, tv and electrical equipment obtain the lead in Imports of Free Zone Trade with amount of 114,543 Million AED and contribution of 49.0%, then Mineral products amounted to 19,232 Million AED with contribution of 8.2%, followed by Products of chemical and allied industries amounted to 16,114 Million AED and contribution of 6.9%.



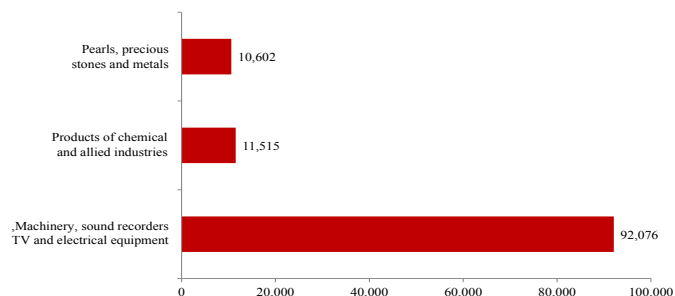
The most outstanding sections in Free Zone Trade Exports (value in Million)

- In 2016, Prepared foodstuffs obtain the lead in Exports of Free Zone Trade with amount of 4,247 Million AED and contribution of 34.5%, then Machinery, sound recorders, tv and electrical equipment amounted to 2,421 Million AED with contribution of 19.7%, followed by Base metals and articles of base metals amounted to 1,410 Million AED and contribution of 11.5%.



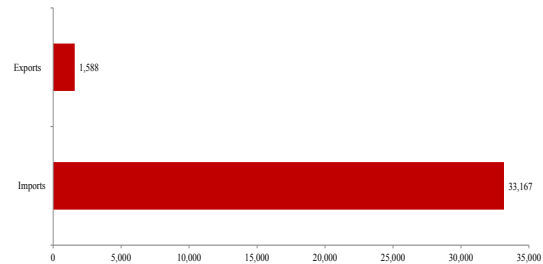
The most outstanding sections in Free Zone Trade Re-Exports (value in Million)

- In 2016, Machinery, sound recorders, tv and electrical equipment obtain the lead in Re-Export of Free Zone Trade with amount of 92,076 Million AED and contribution of 55.7%, then Products of chemical and allied industries amounted to 11,515 Million AED with contribution of 7.0%, followed by Pearls, precious stones and metals amounted to 10,602 Million AED and contribution of 6.4%.



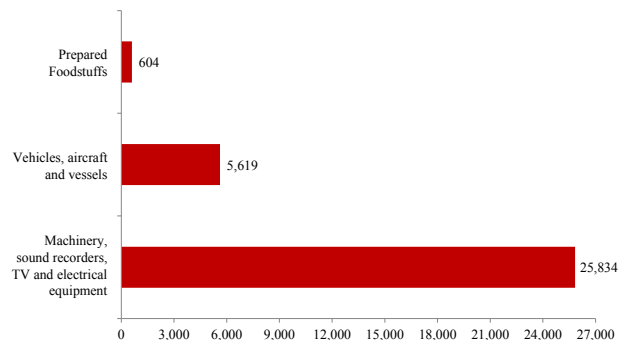
## Custom Warehouse Trade

- Imports amounted to 33,167 Million AED and contributed 95.4% of Custom Warehouse Trade in 2016.
- Exports amounted to 1,588 Million AED and contributed 4.6% of Custom Warehouse Trade in 2016.



- in 2016, Machinery, sound recorders, tv and electrical equipment obtain the lead in Imports of Custom Warehouse Trade with amount of 25,834 Million AED and contribution of 77.9%, then Vehicles, aircraft and vessels amounted to 5,619 Million AED with contribution of 16.9%, followed by Prepared foodstuffs amounted to 604 Million AED and contribution of 1.8%.

The most outstanding sections in Custom Warehouse Trade Imports (value in Million)



- In 2016, Prepared foodstuffs obtain the lead in Exports of Custom Warehouse Trade with amount of 560 Million AED and contribution of 35.3%, then Machinery, sound recorders, tv and electrical equipment amounted to 426 Million AED with contribution of 26.8%, followed by Vehicles, aircraft and vessels amounted to 250 Million AED and contribution of 15.7%.

The most outstanding sections in Custom Warehouse Trade Exports (value in Million)

